

MUNICIPIO DE TLAXCO TLAXCALA

ESTADO ANALÍTICO DEL EJERCICIO DEL PRESUPUESTO DE EGRESOS
 CLASIFICACIÓN ADMINISTRATIVA
 Del 1 de Enero al 30 de Junio de 2018
 (Cifras en pesos)

108




Concepto	Egreso Aprobado (1)	Ampliaciones/Reducciones (2)	Egreso Modificado (3=1+2)	Egreso Devengado (4)	Egreso Pagado (5)	Subejercicio (6=3-4)	
3	SECTOR PUBLICO MUNICIPAL	116,383,525.58	0.00	116,383,525.58	40,303,927.19	39,801,346.09	76,079,598.39
3.1	SECTOR PUBLICO NO FINANCIERO	116,383,525.58	0.00	116,383,525.58	40,303,927.19	39,801,346.09	76,079,598.39
3.1.1	GOBIERNO GENERAL MUNICIPAL	116,383,525.58	0.00	116,383,525.58	40,303,927.19	39,801,346.09	76,079,598.39
3.1.1.1	GOBIERNO MUNICIPAL	116,383,525.58	0.00	116,383,525.58	40,303,927.19	39,801,346.09	76,079,598.39
3.1.1.1.1	ORGANO EJECUTIVO MUNICIPAL (AYUNTAMIENTO)	116,383,525.58	0.00	116,383,525.58	40,303,927.19	39,801,346.09	76,079,598.39
3.1.1.1.1.51	TLAXCO	116,383,525.58	0.00	116,383,525.58	40,303,927.19	39,801,346.09	76,079,598.39
000	RAMO GENERAL	0.00	0.00	0.00	0.00	0.00	0.00
001	PRESIDENCIA	15,624,671.69	0.00	15,624,671.69	9,356,296.41	9,353,036.41	6,268,375.28
002	SINDICATURA	1,749,121.39	0.00	1,749,121.39	421,390.32	421,390.32	1,327,731.07
003	REGIDORES	1,549,872.00	0.00	1,549,872.00	1,310,990.72	1,310,990.72	238,881.28
004	TESORERÍA	2,743,662.40	0.00	2,743,662.40	2,102,359.63	1,975,917.63	641,302.77
005	SECRETARÍA H. AYUNTAMIENTO	8,123,515.07	0.00	8,123,515.07	606,341.18	606,341.18	7,517,173.89
006	OBRAS PÚBLICAS	37,958,393.01	0.00	37,958,393.01	4,308,519.27	4,178,136.39	33,649,873.74
007	SEGURIDAD PÚBLICA	19,637,292.24	0.00	19,637,292.24	6,876,826.09	6,861,133.65	12,760,466.15
008	SERVICIOS PÚBLICOS MUNICIPALES	7,353,596.38	0.00	7,353,596.38	2,848,289.40	2,848,289.40	4,505,306.98
008.01	PROTECCIÓN CIVIL	530,830.25	0.00	530,830.25	208,816.43	208,816.43	322,013.82
008.02	DEPORTES	955,687.13	0.00	955,687.13	363,567.54	363,567.54	592,119.59
008.03	CULTURA	63,450.00	0.00	63,450.00	149,376.76	149,376.76	-85,926.76
008.04	ECOLOGÍA	1,056,328.40	0.00	1,056,328.40	164,833.06	164,833.06	891,495.34
008.05	REGISTRO CIVIL	1,235,171.40	0.00	1,235,171.40	584,563.37	584,563.37	650,608.03
008.06	PLANEACIÓN	0.00	0.00	0.00	0.00	0.00	0.00
008.07	CONTRALORÍA	189,754.67	0.00	189,754.67	90,840.00	90,840.00	98,914.67
008.08	JURÍDICO	0.00	0.00	0.00	0.00	0.00	0.00
008.09	INFORMÁTICA	0.00	0.00	0.00	0.00	0.00	0.00
008.10	COMUNICACIÓN SOCIAL	164,700.03	0.00	164,700.03	123,643.97	123,643.97	41,056.06
008.11	MINISTERIO PÚBLICO	0.00	0.00	0.00	0.00	0.00	0.00
021	PIF MUNICIPAL	2,244,495.40	0.00	2,244,495.40	1,029,544.83	1,029,544.83	1,214,950.57
021	COMISIONES DE AGUA POTABLE	3,275,431.90	0.00	3,275,431.90	3,963,089.90	3,736,286.12	-687,658.00
022	ACCESO A LA INFORMACIÓN	220,152.39	0.00	220,152.39	106,194.00	106,194.00	113,958.39
023	TURISMO Y DESARROLLO ECONOMICO	368,634.27	0.00	368,634.27	161,358.44	161,358.44	207,275.83
123	COORDINACION DE DESARROLLO RURAL	623,134.89	0.00	623,134.89	234,875.45	234,875.45	388,259.44
124	COORDINACION DE EDUCACION	851,058.67	0.00	851,058.67	415,742.82	415,742.82	435,315.85
125	COORDINACION DE SALUD	0.00	0.00	0.00	0.00	0.00	0.00
126	SEXTA SECCION	214,600.20	0.00	214,600.20	130,800.80	130,800.80	83,799.40
127	EL SABINAL	221,120.20	0.00	221,120.20	138,095.08	138,095.08	83,025.12
128	COL.ITURBIDE	223,565.20	0.00	223,565.20	136,712.16	136,712.16	86,853.04
129	QUINTA SECCION	254,083.80	0.00	254,083.80	161,380.99	161,380.99	92,702.81
130	COL.TEPATLAXCO	263,863.60	0.00	263,863.60	139,872.49	139,872.49	123,991.11
131	COL.POSTAL Y VISTA HERMOSA	263,863.60	0.00	263,863.60	148,726.80	148,726.80	115,136.80



MUNICIPIO DE TLAXCO TLAXCALA

ESTADO ANALÍTICO DEL EJERCICIO DEL PRESUPUESTO DE EGRESOS
 CLASIFICACIÓN ADMINISTRATIVA
 Del 1 de Enero al 30 de Junio de 2018
 (Cifras en pesos)

Concepto	Egreso Aprobado (1)	Ampliaciones/Reducciones (2)	Egreso Modificado (3=1+2)	Egreso Devengado (4)	Egreso Pagado (5)	Subejercicio (6=3-4)
132 COL.EJIDAL	263,863.60	0.00	263,863.60	137,486.80	137,486.80	126,376.80
133 COL.SAN JUAN	263,863.60	0.00	263,863.60	134,438.80	134,438.80	129,424.80
134 GRACIANO SANCHEZ	263,863.60	0.00	263,863.60	120,524.97	120,524.97	143,338.63
135 LAS VIGAS	233,345.20	0.00	233,345.20	108,645.60	108,645.60	124,699.60
136 ACOPINALCO DEL PEÑON	263,863.60	0.00	263,863.60	149,172.48	149,172.48	114,691.12
137 EL ROSARIO	233,345.20	0.00	233,345.20	149,189.20	149,189.20	84,156.00
138 MAGUEY CENIZO	233,345.20	0.00	233,345.20	114,865.90	114,865.90	118,479.30
139 UNION EJIDAL TIERRA Y LIBERTAD	268,753.60	0.00	268,753.60	142,850.40	142,850.40	125,903.20
140 MARIANO MATAMOROS	238,235.20	0.00	238,235.20	122,382.42	122,382.42	115,852.78
141 CASA BLANCA	272,013.60	0.00	272,013.60	125,496.80	125,496.80	146,516.80
142 LAGUNILLA	241,495.20	0.00	241,495.20	127,365.44	127,365.44	114,129.76
143 SAN DIEGO QUINTANA BLA	243,125.20	0.00	243,125.20	112,076.20	112,076.20	131,049.00
144 LA CIENEGA	273,643.60	0.00	273,643.60	119,116.80	119,116.80	154,526.80
145 ATOTONILCO	244,755.20	0.00	244,755.20	154,270.40	154,270.40	90,484.80
146 SAN PEDRO LA CUEVA	275,273.60	0.00	275,273.60	120,754.23	120,754.23	154,519.37
147 LA HERRADURA	277,718.60	0.00	277,718.60	116,295.35	116,295.35	161,423.25
148 SAN ANTONIO HUEXOTITLA	249,645.20	0.00	249,645.20	121,653.28	121,653.28	127,991.92
149 GUADALUPE HUEXOTITLA	280,163.60	0.00	280,163.60	112,678.04	112,678.04	167,485.56
150 SAN JOSE TEPEYAHUALCO	277,763.60	0.00	277,763.60	120,858.00	120,858.00	156,905.60
151 SAN LORENZO SOLTEPEC	281,793.60	0.00	281,793.60	132,858.04	132,858.04	148,935.56
152 TECOMALUCAN	252,905.20	0.00	252,905.20	125,496.20	125,496.20	127,409.00
153 LA PALMA	254,535.20	0.00	254,535.20	120,567.32	120,567.32	133,967.88
154 LA ROSA	254,535.20	0.00	254,535.20	119,116.20	119,116.20	135,419.00
155 LAS MESAS	257,795.20	0.00	257,795.20	116,314.20	116,314.20	141,481.00
156 MAXIMO ROJAS XALOSTOC	261,870.20	0.00	261,870.20	143,310.29	143,310.29	118,559.91
157 LA MAGDALENA SOLTEPEC	265,945.20	0.00	265,945.20	125,521.80	125,521.80	140,423.40
158 J.M.M BUENAVISTA	265,945.20	0.00	265,945.20	139,431.83	139,431.83	126,513.37
159 SANTA MARIA ZOTOLUCA	270,020.20	0.00	270,020.20	116,102.76	116,102.76	153,917.44
160 CAPILLA DE TEPEYAHUALCO	304,613.60	0.00	304,613.60	124,309.50	124,309.50	180,304.10
161 OJO DE AGUA	282,800.00	0.00	282,800.00	119,112.60	119,112.60	163,687.40
162 DIEGO MUÑOZ CAMARGO	282,245.20	0.00	282,245.20	105,763.03	105,763.03	176,482.17
163 C.F.E LA MARTINICA	290,395.20	0.00	290,395.20	122,854.40	122,854.40	167,540.80
164 TLAXCO CENTRO	0.00	0.00	0.00	0.00	0.00	0.00
165 PRESIDENCIA DE COMUNITARI	0.00	0.00	0.00	0.00	0.00	0.00
166 GRACIANO SANCHEZ	0.00	0.00	0.00	0.00	0.00	0.00
TOTAL GENERAL	116,383,525.58	0.00	116,383,525.58	40,303,927.19	39,801,346.09	76,079,598.39

 H. AYUNTAMIENTO DE TLAXCO
 2017-2021

Bajo protesta de decir verdad declaramos que los Estados Financieros y sus notas,

MUNICIPIO DE TLAXCO TLAXCALA

ESTADO ANALÍTICO DEL EJERCICIO DEL PRESUPUESTO DE EGRESOS
CLASIFICACIÓN ADMINISTRATIVA
Del 1 de Enero al 30 de Junio de 2018
(Cifras en pesos)



son fehacientemente correctos y son responsabilidad del emisor.

AYUNTAMIENTO DE TLAXCO
LIC. GARDENIA HERNANDEZ RODRIGUEZ
PRESIDENTA MUNICIPAL
2017-2021

C. JOSE ANASTACIO AMADOR MARQUEZ LOPEZ
SINDICO MUNICIPAL

C.P. CARLOS ALEJANDRO MUÑOZ HERNANDEZ
TESORERO MUNICIPAL



AYUNTAMIENTO DE TLAXCO
2017-2021